



### District Report Card: 2017


<b>State:</b> Tamil Nadu	<b>District:</b> Tirunelveli
<b>Class:</b> 3	<b>Subject:</b> Language
<b>Schools:</b> 60	<b>Students:</b> 1040


### Participation/Coverage


#### Students

<div>GENDER</div> <div></div>	Boys		Girls	
	Number	%	Number	%
	500	48.08	540	51.92

<div>AREA</div> <div></div>	Rural		Urban	
	Number	%	Number	%
	699	67.21	341	32.79

<div>CATEGORY</div> <div></div>	SC		ST		OBC		GEN	
	Number	%	Number	%	Number	%	Number	%
	247	23.75	22	2.12	725	69.71	46	4.42

<div>CWSN</div> <div></div>	LD	VI	HI	S&LD	ID	Oth
	2	1	0	3	6	14

<div>Management</div> <div></div>	Government		Government-aided	
	Number	%	Number	%
	219	21.06	821	78.94

### Average Performance of Students in Language (%)

Overall	Gender		Area		Management		Social Group			
	Male	Female	Rural	Urban	Govt.	Aided	SC	ST	OBC	GEN
67.56	65.92	69.07	64.18	74.49	59.48	69.71	66.96	63.03	67.34	76.38

## Performance on Learning Outcomes (LOs)

Learning Outcomes	Description	Average Performance(%)
L304	Reads small texts with comprehension i.e., identifies main ideas, details, sequence and draws conclusions	68.33
L312	Reads printed scripts on the classroom walls: poems, posters, charts etc.	66.02

Range of Performance of Students who Answered Correctly							
Below 30%		30% - 50%		50% - 75%		Above 75%	
Number	%	Number	%	Number	%	Number	%
62	5.96	184	17.69	387	37.21	407	39.13

## Lowest Performing Learning Outcomes (LOs)

1 - Reads printed scripts on the classroom walls: poems, posters, charts etc. (66.02)

2 - Reads small texts with comprehension i.e., identifies main ideas, details, sequence and draws conclusions (68.33)